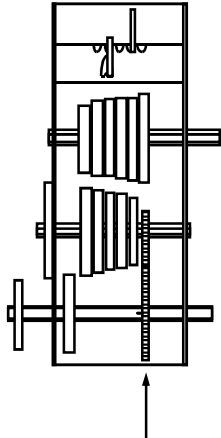
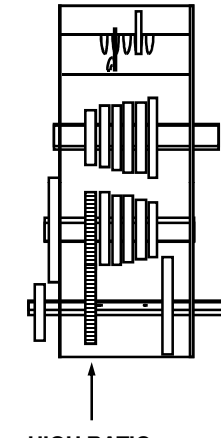
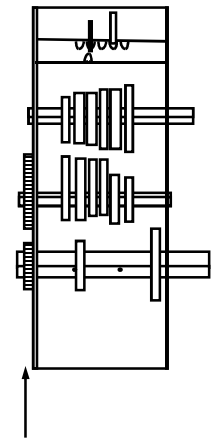


Product Flow Rate Chart in lbs/acre

June 1996

Red roller, 1/4" gap

Valmar PT 500

*Small Grains	lb/cft	GEAR BOX SETTING										*PT 500 GEARBOX INPUT RATIO	
		NO. 1		NO. 2			NO. 3		NO. 4		NO. 5		
		A	B	A	B	A	B	A	B	A	B		
Oats	36	5.6	6.1	6.9	7.5	8.4	9.3	10.2	11.5	12.6	LOW RATIO 		
Flax	40	6.0	6.5	7.3	8.1	9.0	10.0	11.0	12.3	13.5			
Large Coriander, Small Coriander	19	6.3	6.8	7.7	8.4	9.4	10.4	11.5	12.9	14.1			
Biannual Caraway	30	6.6	7.2	8.1	8.9	9.9	11.0	12.0	13.6	14.8			
Annual Caraway	31	7.2	7.9	8.9	9.8	10.9	12.1	13.3	14.9	16.3			
Barley-Bonanza	39	8.4	9.1	10.3	11.3	12.6	14.0	15.4	17.3	18.9			
Argentine Canola (Westar)	41	8.8	9.6	10.8	11.9	13.2	14.7	16.1	18.2	19.8			
Lentils	46	11.0	12.0	13.5	14.9	16.5	18.3	20.2	22.7	24.8			
Canary Seed, Polish Canola, Eston Lentils	49	12.4	13.5	15.2	16.7	18.6	20.7	22.7	25.6	27.9			
Crown Millet	46	14.4	15.7	17.6	19.4	21.5	23.9	26.3	29.6	32.3			
Rye, Wheat	49	15.1	16.4	18.5	20.3	22.6	25.1	27.6	31.1	33.9			
Oats	36	11.2	12.2	13.7	15.1	16.8	18.6	20.5	23.0	25.1		MEDIUM RATIO 	
Flax	40	12.0	13.1	14.7	16.2	17.9	19.9	21.9	24.7	26.9			
Large Coriander, Small Coriander	19	12.5	13.7	15.4	16.9	18.8	20.9	22.9	25.8	28.2			
Biannual Caraway	30	13.1	14.3	16.1	17.7	19.7	21.9	24.1	27.1	29.6			
Annual Caraway	31	14.5	15.8	17.8	19.6	21.7	24.2	26.6	29.9	32.6			
Barley-Bonanza	39	16.8	18.3	20.6	22.6	25.2	28.0	30.8	34.6	37.7			
Argentine Canola (Westar)	41	17.6	19.2	21.6	23.8	26.4	29.4	32.3	36.3	39.6			
Lentils	46	22.0	24.0	27.0	29.7	33.0	36.7	40.4	45.4	49.5			
Canary Seed, Polish Canola, Eston Lentils	49	24.8	27.0	30.4	33.5	37.2	41.3	45.4	51.1	55.8			
Crown Millet	46	28.7	31.3	35.2	38.8	43.1	47.8	52.6	59.2	64.6			
Rye, Wheat	49	30.1	32.9	37.0	40.7	45.2	50.2	55.2	62.1	67.8			
Oats	36	22.4	24.4	27.4	30.2	33.5	37.3	41.0	46.1	50.3	HIGH RATIO 		
Flax	40	23.9	26.1	29.4	32.3	35.9	39.9	43.9	49.4	53.8			
Large Coriander, Small Coriander	19	25.0	27.3	30.7	33.8	37.6	41.7	45.9	51.6	56.3			
Biannual Caraway	30	26.3	28.7	32.3	35.5	39.4	43.8	48.2	54.2	59.1			
Annual Caraway	31	29.0	31.6	35.6	39.1	43.5	48.3	53.1	59.8	65.2			
Barley-Bonanza	39	33.5	36.6	41.2	45.3	50.3	55.9	61.5	69.2	75.5			
Argentine Canola (Westar)	41	35.2	38.4	43.2	47.6	52.8	58.7	64.6	72.7	79.3			
Lentils	46	44.0	48.0	54.0	59.4	66.0	73.4	80.7	90.8	99.0			
Canary Seed, Polish Canola, Eston Lentils	49	49.6	54.1	60.8	66.9	74.4	82.6	90.9	102.2	111.5			
Crown Millet	46	57.4	62.6	70.5	77.5	86.1	95.7	105.3	118.4	129.2			
Rye, Wheat	49	60.3	65.7	73.9	81.3	90.4	100.4	110.5	124.3	135.6			

***IMPORTANT!** To match this chart: Be sure the **GROUND DRIVE RATIO** is set with the **17 TOOTH GEAR DRIVING THE 24 TOOTH GEAR** as shown.

