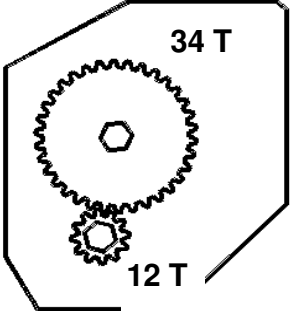
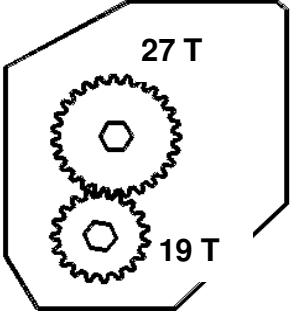


## Flow Rates in lbs/acre for STAINLESS STEEL ROLLER

Apr-09

Valmar 5500 PT

Stainless roller - 1/4 in. gap

<b>SEED</b> <small>DENSITY, LBS PER CUBIC FOOT</small>	<b>GEARBOX SETTING</b>																<b>GEARBOX INPUT RATIO</b>
	<b>NO. 1</b>		<b>NO. 2</b>		<b>NO. 3</b>		<b>NO. 4</b>		<b>NO. 5</b>		<b>NO. 6</b>		<b>NO. 7</b>		<b>NO. 8</b>		
	<b>A</b>	<b>B</b>	<b>A</b>	<b>B</b>	<b>A</b>	<b>B</b>	<b>A</b>	<b>B</b>	<b>A</b>	<b>B</b>	<b>A</b>	<b>B</b>	<b>A</b>	<b>B</b>	<b>A</b>	<b>B</b>	
Wheat - 50	38		41	42	45	47	49	52	54	57	60	63	66	69	72	76	<b>ULTRA LOW RATIO</b>  
Oats - 36	26		28	29	31	32	34	35	37	39	41	43	45	47	50	52	
Barley - 49	29		30	32	33	35	37	38	40	42	44	47	49	52	54	57	
Rye - 46	34		36	37	39	41	43	45	47	50	52	55	57	61	63	67	
Sorghum - 48	30		32	33	35	37	39	41	43	45	47	50	52	55	57	60	
Wheat - 50	76		81	84	89	93	98	103	108	113	119	125	131	138	144	152	<b>LOW RATIO</b>  
Oats - 36	52		56	58	61	64	67	71	74	78	81	86	90	95	99	105	
Barley - 49	57		60	63	66	69	73	77	80	84	88	93	97	103	107	114	
Rye - 46	67		71	74	78	82	86	90	95	99	104	110	115	121	126	134	
Sorghum - 48	60		64	67	70	74	78	81	85	90	94	99	103	109	114	120	

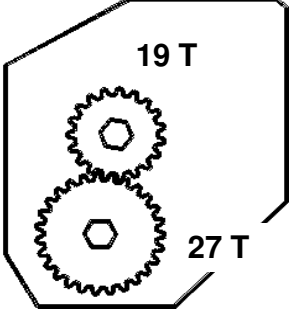
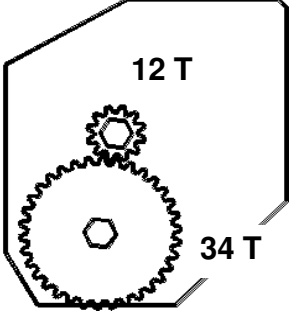
USE THIS CHART AS A GUIDE ONLY, CALIBRATE YOUR APPLICATOR.

# Flow Rates in lbs/acre for STAINLESS STEEL ROLLER

Apr-09

Valmar 5500 PT

Stainless roller - 1/4 in. gap

SEED DENSITY, LBS PER CUBIC FOOT	GEARBOX SETTING																GEARBOX INPUT RATIO
	NO. 1		NO. 2		NO. 3		NO. 4		NO. 5		NO. 6		NO. 7		NO. 8		
	A	B	A	B	A	B	A	B	A	B	A	B	A	B	A	B	
Wheat - 50	154	163	171	180	188	198	207	218	229	240	252	264	278	290	308	 <p style="text-align: center;">MEDIUM RATIO</p>	
Oats - 36	106	112	117	124	129	136	142	150	157	164	173	181	191	199	211		
Barley - 49	115	122	127	134	140	148	155	162	171	179	188	197	208	217	229		
Rye - 46	135	143	150	158	165	174	182	191	201	210	221	231	244	255	270		
Sorghum - 48	122	129	135	142	149	157	164	172	181	190	200	209	220	230	243		
																 <p style="text-align: center;">HIGH RATIO</p>	
Wheat - 50	308	326	340	359	375	395	414	434	456	478	503	526	555	579	613		
Oats - 36	211	224	233	246	257	271	284	298	313	328	345	361	381	398	421		
Barley - 49	229	243	253	268	280	294	308	324	340	356	375	392	414	432	457		
Rye - 46	270	286	298	315	329	346	363	381	400	419	441	461	487	508	538		
Sorghum - 48	243	258	269	284	297	312	327	344	361	378	398	416	439	458	485		

USE THIS CHART AS A GUIDE ONLY, CALIBRATE YOUR APPLICATOR.